

Logiernächtestatistik Sommersaison 2024

Engadin Samnaun Val Müstair



| | Sommer 2024 | | | | | | |
|-----------------------|---------------|---------------|----------------|----------------|---------------|---------------|----------------|
| | Mai | Juni | Juli | August | September | Oktober | Summe |
| Scuol | 15'202 | 39'406 | 79'442 | 71'522 | 44'603 | 54'307 | 304'482 |
| Valsot | 1'126 | 2'192 | 2'613 | 2'706 | 1'704 | 2'033 | 12'374 |
| Zernez | 4'679 | 11'259 | 23'980 | 21'638 | 13'842 | 14'806 | 90'204 |
| Samnaun | 1'081 | 2'985 | 15'397 | 20'433 | 8'899 | 3'812 | 52'607 |
| Val Müstair | 6'111 | 12'181 | 24'066 | 24'337 | 14'931 | 11'281 | 92'907 |
| Total | 28'199 | 68'023 | 145'498 | 140'636 | 83'979 | 86'239 | 552'574 |
| Total Hotels | 12'232 | 34'071 | 56'991 | 61'575 | 43'826 | 40'210 | 248'905 |
| Total Ferienwohnungen | 15'967 | 33'952 | 88'507 | 79'061 | 40'153 | 46'029 | 303'669 |

| | Sommer 2023 | | | | | | |
|-----------------------|---------------|---------------|----------------|----------------|---------------|---------------|----------------|
| | Mai | Juni | Juli | August | September | Oktober | Summe |
| Scuol | 16'163 | 37'507 | 76'223 | 68'098 | 46'323 | 54'097 | 298'411 |
| Valsot | 703 | 1'421 | 3'405 | 2'703 | 1'393 | 1'751 | 11'376 |
| Zernez | 4'615 | 12'284 | 22'094 | 19'079 | 15'353 | 16'079 | 89'504 |
| Samnaun | 1'042 | 3'034 | 17'251 | 19'143 | 10'198 | 4'848 | 55'516 |
| Val Müstair | 4'809 | 13'400 | 23'085 | 20'792 | 13'828 | 12'441 | 88'355 |
| Total | 27'332 | 67'646 | 142'058 | 129'815 | 87'095 | 89'216 | 543'162 |
| Total Hotels | 14'272 | 36'527 | 61'818 | 61'194 | 49'883 | 44'712 | 268'406 |
| Total Ferienwohnungen | 13'060 | 31'119 | 80'240 | 68'621 | 37'212 | 44'504 | 274'756 |

| Monatsvergleich zum Vorjahr | | kumuliert ab Mai | | | | | |
|-----------------------------|--------|------------------|---------|----------|---------|---------|---------|
| Δ in % | + 3.2% | + 0.6% | 2.4% | 8.3% | -3.6% | -3.3% | + 1.7% |
| Δ absolut | + 867 | + 377 | + 3'440 | + 10'821 | - 3'116 | - 2'977 | + 9'412 |

| Saison 2024 im Vergleich zur Saison 2023 | | | | | | | |
|--|---------|---------|---------|----------|---------|---------|----------|
| Total Hotels | - 2'040 | - 2'456 | - 4'827 | + 381 | - 6'057 | - 4'502 | - 19'501 |
| Total Ferienwohnungen | + 2'907 | + 2'833 | + 8'267 | + 10'440 | + 2'941 | + 1'525 | + 28'913 |

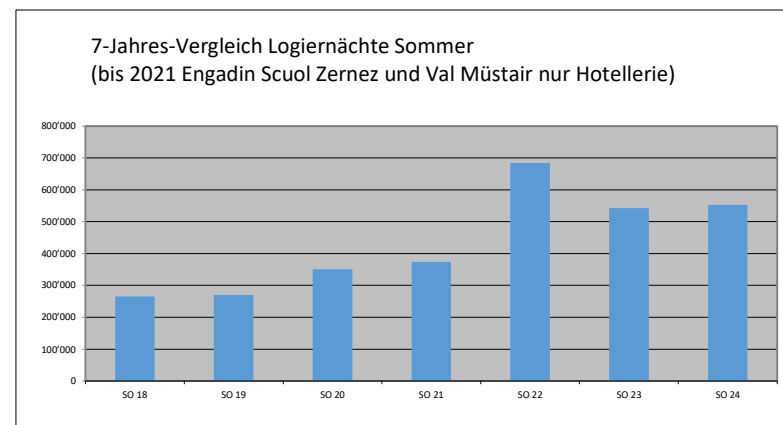
| Herkunftsländer* (Saison kumuliert) | | | | |
|-------------------------------------|----------------|----------------|--------|---------------|
| | 2024 | 2023 | Δ in % | Anteil |
| Schweiz | 455'631 | 447'111 | + 1.9% | 82.5% |
| Deutschland | 49'582 | 50'521 | - 1.9% | 9.0% |
| Niederlande | 21'471 | 20'541 | + 4.5% | 3.9% |
| Diverse | 25'890 | 24'989 | + 3.6% | 4.7% |
| Total | 552'574 | 543'162 | | 100.0% |

* aufgelistet sind die 3 Länder mit dem höchsten Anteil an Logiernächten

| Anteil Logiernächte (Saison kumuliert) | | | | |
|--|---------|--------|-------------------|--------|
| | Erw. | Anteil | Kinder/Jug./Befr. | Anteil |
| 2024 | 470'491 | 85.1% | 82'055 | 14.8% |
| 2023 | 461'513 | 85.0% | 81'649 | 15.0% |

| Anteil Logiernächte: Oktober 2024 | | | | |
|-----------------------------------|--------|--------|-------------------|--------|
| | Erw. | Anteil | Kinder/Jug./Befr. | Anteil |
| 2024 | 72'793 | 84.4% | 13'446 | 15.6% |
| 2023 | 73'669 | 82.6% | 15'547 | 17.4% |

| Logiernächte 7-Jahres-Vergleich (bis 2021 ESZ und Val Müstair nur Hotellerie) | | | | | | | |
|---|----------------|----------------|----------------|----------------|----------------|----------------|----------------|
| | SO 18 | SO 19 | SO 20 | SO 21 | SO 22 | SO 23 | SO 24 |
| Mai | 11'737 | 8'463 | 9'639 | 19'610 | 30'686 | 27'332 | 28'199 |
| Juni | 33'458 | 35'326 | 35'284 | 46'494 | 78'435 | 67'646 | 68'023 |
| Juli | 66'036 | 67'430 | 97'140 | 92'761 | 176'546 | 142'058 | 145'498 |
| August | 65'182 | 66'365 | 82'569 | 94'019 | 178'011 | 129'815 | 140'636 |
| September | 46'358 | 50'245 | 70'941 | 65'572 | 113'200 | 87'095 | 83'979 |
| Oktober | 42'635 | 42'528 | 54'870 | 55'088 | 107'499 | 89'216 | 86'239 |
| Total | 265'406 | 270'357 | 350'443 | 373'544 | 684'377 | 543'162 | 552'574 |



| | Sommer 2024 | | | | | | |
|---------------------------|---------------|---------------|----------------|---------------|---------------|---------------|----------------|
| | Mai | Juni | Juli | August | September | Oktober | Summe |
| Scuol | 15'202 | 39'406 | 79'442 | 71'522 | 44'603 | 54'307 | 304'482 |
| Valsot | 1'126 | 2'192 | 2'613 | 2'706 | 1'704 | 2'033 | 12'374 |
| Zernez | 4'679 | 11'259 | 23'980 | 21'638 | 13'842 | 14'806 | 90'204 |
| Total | 21'007 | 52'857 | 106'035 | 95'866 | 60'149 | 71'146 | 407'060 |
| Total Hotels | 8'953 | 25'758 | 37'150 | 37'235 | 29'480 | 31'763 | 170'339 |
| Total Ferienwohnungen | 12'054 | 27'099 | 68'885 | 58'631 | 30'669 | 39'383 | 236'721 |
| Ø Aufenthaltsdauer | | | | | | | 5.17 |
| Vollbelegungstage | 2.3 | 5.7 | 11.5 | 10.4 | 6.5 | 7.7 | 44.0 |

| Monatsvergleich zum Vorjahr | | | | | | | kumuliert |
|-----------------------------|--------|---------|---------|---------|---------|--------|----------------|
| Δ in % | - 2.2% | + 3.2% | + 4.2% | + 6.7% | - 4.6% | - 1.1% | + 1.9% |
| Δ absolut | - 474 | + 1'645 | + 4'313 | + 5'986 | - 2'920 | - 781 | + 7'769 |

| Herkunftsländer* (Saison kumuliert) | | | | |
|-------------------------------------|----------------|----------------|---------|---------------|
| | 2024 | 2023 | Δ in % | Anteil |
| Schweiz | 342'571 | 336'085 | + 1.9% | 84.2% |
| Deutschland | 29'258 | 28'943 | + 1.1% | 7.2% |
| Niederlande | 19'019 | 18'632 | + 2.1% | 4.7% |
| USA | 3'506 | 3'153 | + 11.2% | 0.9% |
| Italien | 2'416 | 2'395 | + 0.9% | 0.6% |
| Österreich | 2'071 | 2'086 | - 0.7% | 0.5% |
| Diverse | 8'191 | 7'997 | + 2.4% | 2.0% |
| Total | 407'060 | 399'291 | | 100.0% |

* aufgelistet sind die 6 Länder mit dem höchsten Anteil an Logiernächten

| Logiernächte 7-Jahres-Vergleich | | | | | | | |
|---------------------------------|----------------|----------------|----------------|----------------|----------------|----------------|----------------|
| | SO 18 | SO 19 | SO 20 | SO 21 | SO 22 | SO 23 | SO 24 |
| Mai | 8'461 | 6'053 | 6'130 | 14'003 | 25'957 | 21'481 | 21'007 |
| Juni | 25'203 | 25'956 | 23'332 | 32'870 | 64'169 | 51'212 | 52'857 |
| Juli | 41'257 | 41'190 | 55'450 | 51'735 | 135'235 | 101'722 | 106'035 |
| August | 38'717 | 39'114 | 47'302 | 51'487 | 135'939 | 89'880 | 95'866 |
| September | 31'341 | 33'391 | 45'880 | 41'659 | 90'695 | 63'069 | 60'149 |
| Oktober | 33'746 | 32'889 | 40'135 | 41'428 | 90'999 | 71'927 | 71'146 |
| Total | 178'725 | 178'593 | 218'229 | 233'182 | 542'994 | 399'291 | 407'060 |

Stand: 10.1.2025

| | Sommer 2023 | | | | | | |
|-----------------------|---------------|---------------|----------------|---------------|---------------|---------------|----------------|
| | Mai | Juni | Juli | August | September | Oktober | Summe |
| Scuol | 16'163 | 37'507 | 76'223 | 68'098 | 46'323 | 54'097 | 298'411 |
| Valsot | 703 | 1'421 | 3'405 | 2'703 | 1'393 | 1'751 | 11'376 |
| Zernez | 4'615 | 12'284 | 22'094 | 19'079 | 15'353 | 16'079 | 89'504 |
| Total | 21'481 | 51'212 | 101'722 | 89'880 | 63'069 | 71'927 | 399'291 |
| Total Hotels | 10'910 | 27'698 | 40'194 | 38'440 | 33'515 | 35'145 | 185'902 |
| Total Ferienwohnungen | 10'571 | 23'514 | 61'528 | 51'440 | 29'554 | 36'782 | 213'389 |

| Saison 2024 im Vergleich zur Saison 2023 | | | | | | | |
|--|---------|---------|---------|---------|---------|---------|----------|
| Total Hotels | - 1'957 | - 1'940 | - 3'044 | - 1'205 | - 4'035 | - 3'382 | - 15'563 |
| Total Ferienwohnungen | + 1'483 | + 3'585 | + 7'357 | + 7'191 | + 1'115 | + 2'601 | + 23'332 |

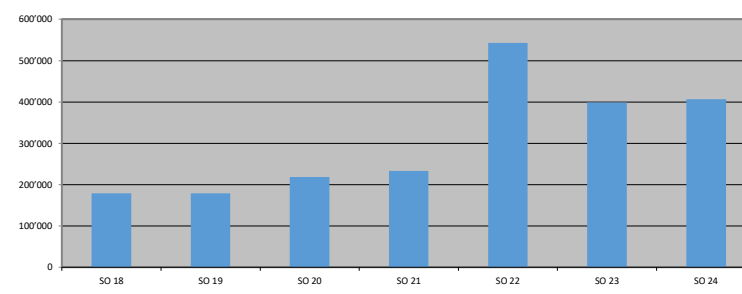
Anteil Logiernächte: Oktober 2024

| | Erw. | Anteil | Kinder/Jug./Befr. | Anteil |
|------|--------|--------|-------------------|--------|
| 2024 | 59'141 | 83.1% | 12'005 | 16.9% |
| 2023 | 58'247 | 81.0% | 13'680 | 19.0% |

Anteil Logiernächte (Saison kumuliert)

| | Erw. | Anteil | Kinder/Jug./Befr. | Anteil |
|------|---------|--------|-------------------|--------|
| 2024 | 341'799 | 84.0% | 65'233 | 16.0% |
| 2023 | 333'563 | 83.5% | 65'728 | 16.5% |

7-Jahres-Vergleich Logiernächte Sommer (bis 2021 nur Hotellerie)



Logiernächtestatistik Sommersaison 2024 Samnaun



| Sommer 2024 | | | | | | | |
|---------------------------|--------------|--------------|---------------|---------------|--------------|--------------|---------------|
| | Mai | Juni | Juli | August | September | Oktober | Summe |
| Samnaun Dorf | 812 | 2'263 | 9'043 | 12'044 | 5'848 | 2'844 | 32'854 |
| Ravaisch | 187 | 326 | 2'648 | 4'203 | 1'535 | 728 | 9'627 |
| Plan | 0 | 6 | 41 | 42 | 40 | 12 | 141 |
| Laret | 80 | 162 | 2'278 | 2'616 | 635 | 137 | 5'908 |
| Compatsch | 2 | 228 | 1'387 | 1'528 | 841 | 91 | 4'077 |
| Total | 1'081 | 2'985 | 15'397 | 20'433 | 8'899 | 3'812 | 52'607 |
| Total Hotels | 854 | 2'693 | 11'251 | 14'985 | 7'536 | 2'977 | 40'296 |
| Total Ferienwohnungen | 227 | 292 | 4'146 | 5'448 | 1'363 | 835 | 12'311 |
| Ø Aufenthaltsdauer | | | | | | | 2.67 |
| Vollbelegungstage | 0.4 | 1.2 | 5.9 | 7.9 | 3.4 | 1.5 | 20.2 |

| Monatsvergleich zum Vorjahr | | | | | | | kumuliert |
|-----------------------------|--------|--------|---------|---------|---------|---------|----------------|
| Δ in % | + 3.7% | - 1.6% | - 10.7% | + 6.7% | - 12.7% | - 21.4% | - 5.2% |
| Δ absolut | + 39 | - 49 | - 1'854 | + 1'290 | - 1'299 | - 1'036 | - 2'909 |

| Herkunftsländer* (Saison kumuliert) | | | | |
|-------------------------------------|---------------|---------------|----------|---------------|
| | 2024 | 2023 | Δ in % | Anteil |
| Schweiz | 31'572 | 33'329 | - 5.3% | 60.0% |
| Deutschland | 13'046 | 13'934 | - 6.4% | 24.8% |
| Italien | 1'145 | 1'727 | - 33.7% | 2.2% |
| Niederlande | 915 | 778 | + 17.6% | 1.7% |
| Tschechien | 885 | 1'356 | - 34.7% | 1.7% |
| Österreich | 513 | 230 | + 123.0% | 1.0% |
| Diverse | 4'531 | 4'162 | + 8.9% | 8.6% |
| Total | 52'607 | 55'516 | | 100.0% |

* aufgelistet sind die 6 Länder mit dem höchsten Anteil an Logiernächten

| Logiernächte 7-Jahres-Vergleich | | | | | | | |
|---------------------------------|---------------|---------------|---------------|---------------|---------------|---------------|---------------|
| | SO 18 | SO 19 | SO 20 | SO 21 | SO 22 | SO 23 | SO 24 |
| Mai | 1'361 | 1'025 | 1'593 | 2'537 | 1'115 | 1'042 | 1'081 |
| Juni | 3'633 | 4'218 | 5'875 | 6'375 | 4'133 | 3'034 | 2'985 |
| Juli | 16'963 | 17'579 | 30'744 | 29'871 | 20'220 | 17'251 | 15'397 |
| August | 18'514 | 19'033 | 25'281 | 31'450 | 22'363 | 19'143 | 20'433 |
| September | 8'664 | 10'391 | 16'422 | 15'547 | 8'430 | 10'198 | 8'899 |
| Oktober | 4'500 | 4'190 | 8'160 | 6'812 | 3'850 | 4'848 | 3'812 |
| Total | 53'635 | 56'436 | 88'075 | 92'592 | 60'111 | 55'516 | 52'607 |

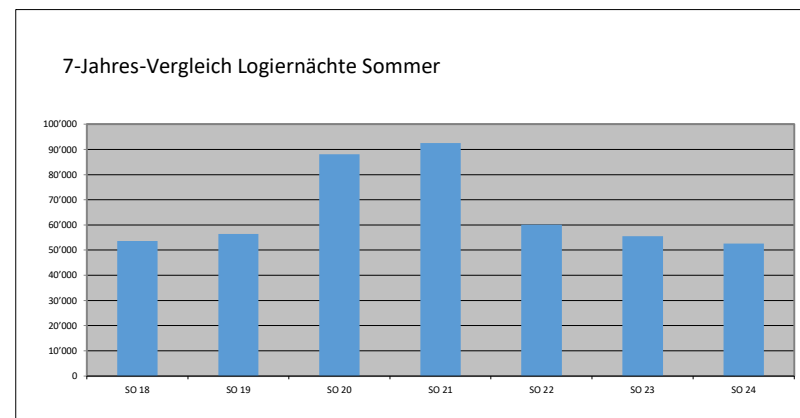
Stand: 10.1.2025

| Sommer 2023 | | | | | | | |
|-----------------------|--------------|--------------|---------------|---------------|---------------|--------------|---------------|
| | Mai | Juni | Juli | August | September | Oktober | Summe |
| Samnaun Dorf | 862 | 2'557 | 9'128 | 10'587 | 6'368 | 3'398 | 32'900 |
| Ravaisch | 89 | 264 | 3'729 | 4'324 | 2'297 | 1'094 | 11'797 |
| Plan | 0 | 0 | 36 | 64 | 8 | 41 | 149 |
| Laret | 76 | 164 | 2'455 | 2'434 | 736 | 218 | 6'083 |
| Compatsch | 15 | 49 | 1'903 | 1'734 | 789 | 97 | 4'587 |
| Total | 1'042 | 3'034 | 17'251 | 19'143 | 10'198 | 4'848 | 55'516 |
| Total Hotels | 870 | 2'484 | 12'662 | 14'201 | 8'881 | 3'888 | 42'986 |
| Total Ferienwohnungen | 172 | 550 | 4'589 | 4'942 | 1'317 | 960 | 12'530 |

| Saison 2024 im Vergleich zur Saison 2023 | | | | | | | |
|--|------|-------|---------|-------|---------|-------|---------|
| Total Hotels | - 16 | + 209 | - 1'411 | + 784 | - 1'345 | - 911 | - 2'690 |
| Total Ferienwohnungen | + 55 | - 258 | - 443 | + 506 | + 46 | - 125 | - 219 |

| Anteil Logiernächte: Oktober 2024 | | | | | | |
|-----------------------------------|-------|--------|--------|--------|-----------|--------|
| | Erw. | Anteil | Kinder | Anteil | Vertreter | Anteil |
| 2024 | 3'324 | 87.2% | 398 | 10.4% | 90 | 2.4% |
| 2023 | 4'197 | 86.6% | 481 | 9.9% | 170 | 3.5% |

| Anteil Logiernächte (Saison kumuliert) | | | | | | |
|--|--------|--------|--------|--------|-----------|--------|
| | Erw. | Anteil | Kinder | Anteil | Vertreter | Anteil |
| 2024 | 46'778 | 88.9% | 5'023 | 9.5% | 806 | 1.5% |
| 2023 | 49'438 | 89.1% | 5'541 | 10.0% | 537 | 1.0% |



Logiernächtestatistik Sommersaison 2024 Val Müstair



| | Sommer 2024 | | | | | | |
|--------------------------|--------------|---------------|---------------|---------------|---------------|---------------|---------------|
| | Mai | Juni | Juli | August | September | Oktober | Summe |
| Total | 6'111 | 12'181 | 24'066 | 24'337 | 14'931 | 11'281 | 92'907 |
| Total Hotels | 2'425 | 5'620 | 8'590 | 9'355 | 6'810 | 5'470 | 38'270 |
| Total Ferienwohnungen | 3'686 | 6'561 | 15'476 | 14'982 | 8'121 | 5'811 | 54'637 |
| Vollbelegungstage | 3.8 | 7.5 | 14.9 | 15.1 | 9.2 | 7.0 | 57.5 |

| Monatsvergleich zum Vorjahr | | | | | | | kumuliert |
|-----------------------------|---------|---------|--------|---------|---------|---------|----------------|
| Δ in % | + 27.1% | - 9.1% | + 4.2% | + 17.0% | + 8.0% | - 9.3% | + 5.2% |
| Δ absolut | + 1'302 | - 1'219 | + 981 | + 3'545 | + 1'103 | - 1'160 | + 4'552 |

| Herkunftsländer* (Saison kumuliert) | | | | |
|-------------------------------------|---------------|---------------|---------|---------------|
| | 2024 | 2023 | Δ in % | Anteil |
| Schweiz | 81'488 | 77'697 | + 4.9% | 87.7% |
| Deutschland | 7'278 | 7'644 | - 4.8% | 7.8% |
| Niederlande | 1'537 | 1'131 | + 35.9% | 1.7% |
| Italien | 708 | 531 | + 33.3% | 0.8% |
| Frankreich | 389 | 312 | + 24.7% | 0.4% |
| Österreich | 313 | 369 | - 15.2% | 0.3% |
| Diverse | 1'194 | 671 | + 77.9% | 1.3% |
| Total | 92'907 | 88'355 | | 100.0% |

* aufgelistet sind die 6 Länder mit dem höchsten Anteil an Logiernächten

| Logiernächte 7-Jahres-Vergleich | | | | | | | |
|---------------------------------|---------------|---------------|---------------|---------------|---------------|---------------|---------------|
| | SO 18 | SO 19 | SO 20 | SO 21 | SO 22 | SO 23 | SO 24 |
| Mai | 1'915 | 1'385 | 1'916 | 3'070 | 3'614 | 4'809 | 6'111 |
| Juni | 4'622 | 5'152 | 6'077 | 7'249 | 10'133 | 13'400 | 12'181 |
| Juli | 7'816 | 8'661 | 10'946 | 11'155 | 21'091 | 23'085 | 24'066 |
| August | 7'951 | 8'218 | 9'986 | 11'082 | 19'709 | 20'792 | 24'337 |
| September | 6'353 | 6'463 | 8'639 | 8'366 | 14'075 | 13'828 | 14'931 |
| Oktober | 4'389 | 5'449 | 6'575 | 6'848 | 12'650 | 12'441 | 11'281 |
| Total | 33'046 | 35'328 | 44'139 | 47'770 | 81'272 | 88'355 | 92'907 |

| | Sommer 2023 | | | | | | |
|-----------------------|--------------|---------------|---------------|---------------|---------------|---------------|---------------|
| | Mai | Juni | Juli | August | September | Oktober | Summe |
| Total | 4'809 | 13'400 | 23'085 | 20'792 | 13'828 | 12'441 | 88'355 |
| Total Hotels | 2'492 | 6'345 | 8'962 | 8'553 | 7'487 | 5'679 | 39'518 |
| Total Ferienwohnungen | 2'317 | 7'055 | 14'123 | 12'239 | 6'341 | 6'762 | 48'837 |

| Saison 2024 im Vergleich zur Saison 2023 | | | | | | | |
|--|---------|-------|---------|---------|---------|-------|---------|
| Total Hotels | - 67 | - 725 | - 372 | + 802 | - 677 | - 209 | - 1'248 |
| Total Ferienwohnungen | + 1'369 | - 494 | + 1'353 | + 2'743 | + 1'780 | - 951 | + 5'800 |

Anteil Logiernächte: Oktober 2024

| | Erw. | Anteil | Kinder/Jug./Befr. | Anteil |
|------|--------|--------|-------------------|--------|
| 2024 | 10'328 | 91.6% | 953 | 8.4% |
| 2023 | 11'225 | 90.2% | 1'216 | 9.8% |

Anteil Logiernächte (Saison kumuliert)

| | Erw. | Anteil | Kinder/Jug./Befr. | Anteil |
|------|--------|--------|-------------------|--------|
| 2024 | 81'914 | 88.2% | 10'993 | 11.8% |
| 2023 | 78'512 | 88.9% | 9'843 | 11.1% |

7-Jahres-Vergleich Logiernächte Sommer (bis 2021 nur Hotellerie)

